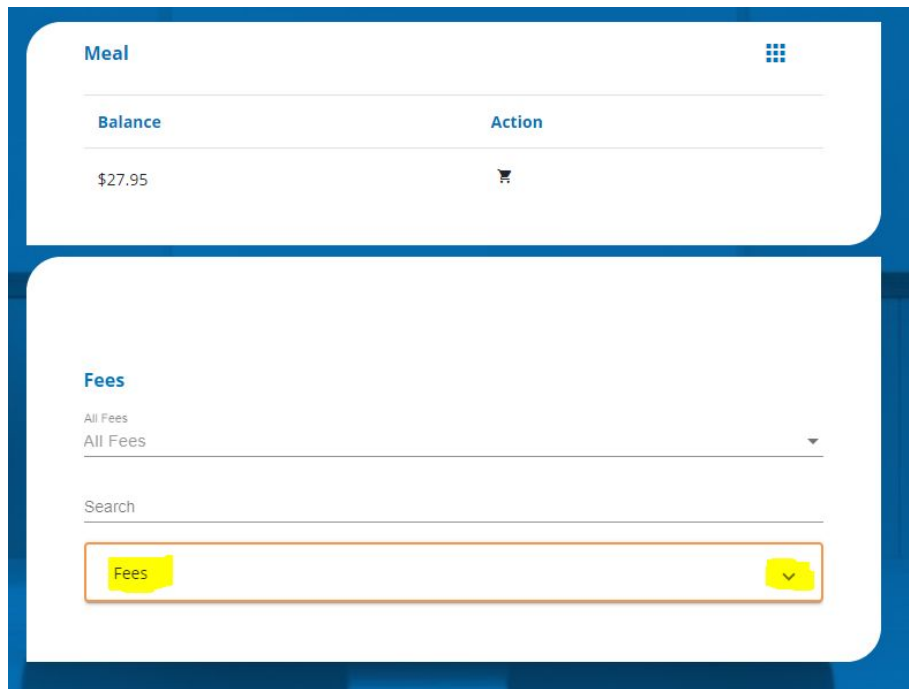


Boonton Town Board of Education

Paying fees in PaySchoolsCentral.com

After years of using PaySchools to manage your student's lunch account, you can now use it to pay fees, starting with the district-wide computer fee.

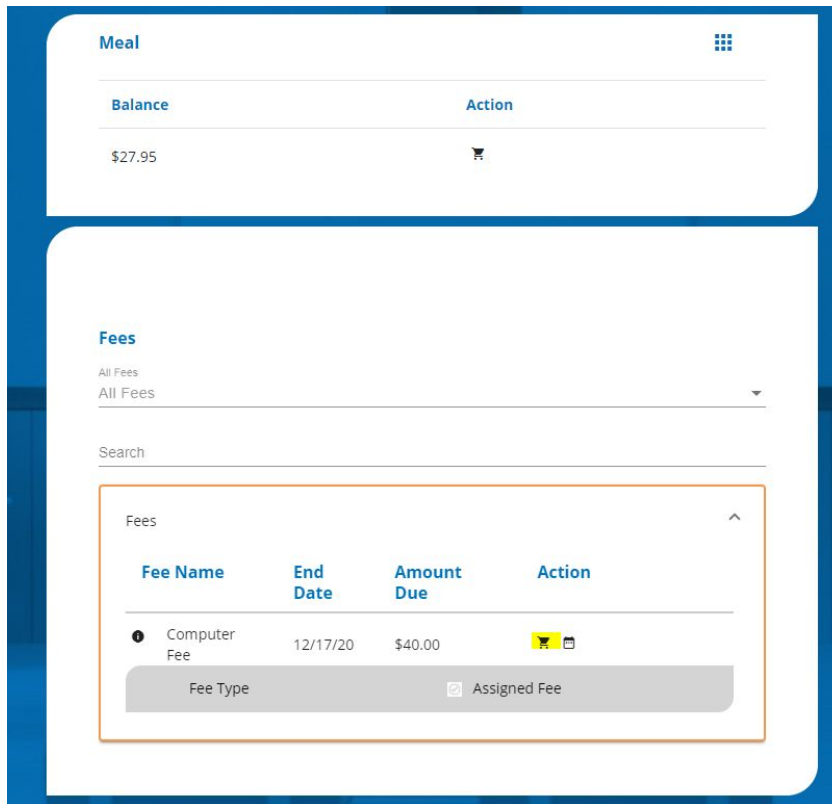
1. **Login to www.PaySchoolsCentral.com**
If this is a new account, you need to add your student(s) and set up a payment method. If you need help with these, contact us by [email](#).
2. **Your dashboard will display the Meal section and then the Fees section.**
3. **Click the down arrow for Fees**



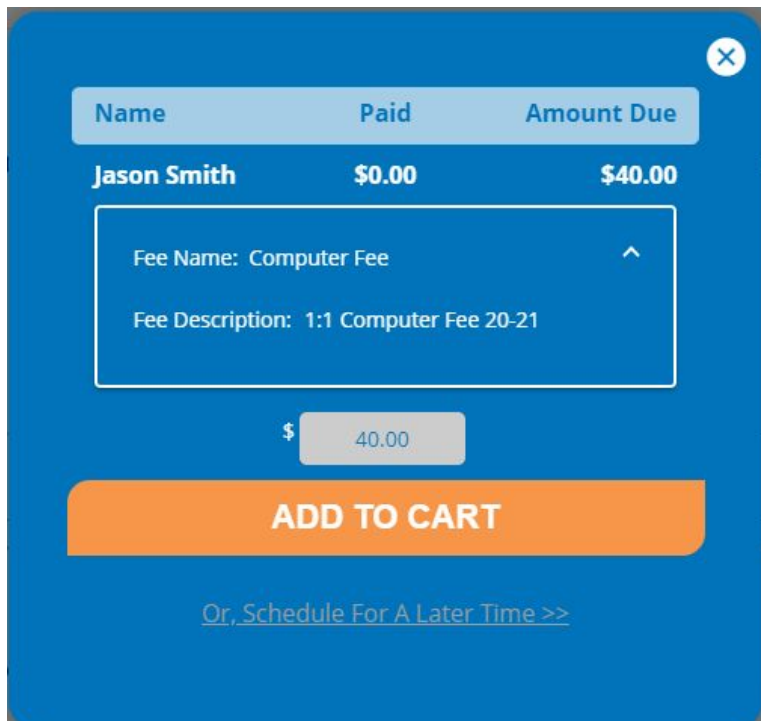
5. Fees available to pay will be shown.

Computer Fee: The standard rate is \$40.00. The rate is \$10.00 for students eligible for reduced-price meals. The rate is \$0.00 for students eligible for free meals.

6. Click on the shopping cart icon to add it to your cart.



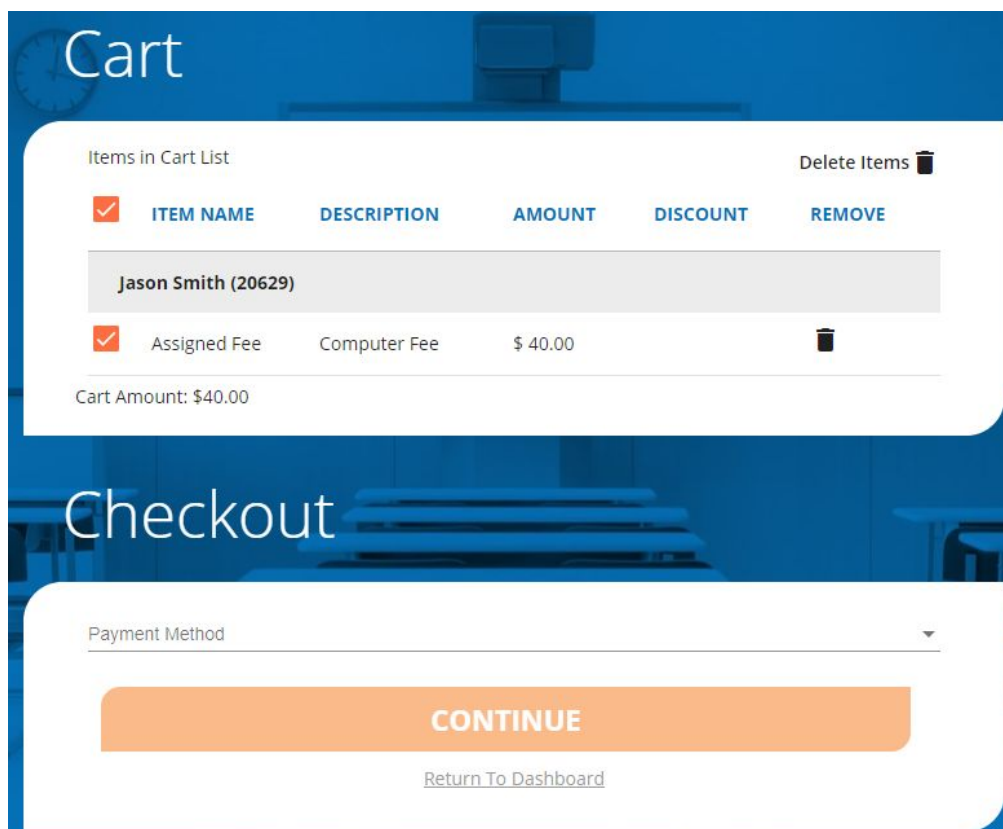
7. Click the button Add to Cart in the dialog box.



8. When ready to pay, click the shopping cart icon in the upper right corner.



9. Check the box for the fee and click the Continue button.
If you need help with adding a payment method, contact us by [email](#).



10. Complete the payment process

Check the box to agree to terms and conditions and click the Make Payment button.

✕

Totals

Sub Total	\$40.00
Internet Convenience Fee: ⓘ	\$0.00
Total Amount Due	\$40.00

By Checking this checkbox, I agree to the terms and conditions.

Credit Card Processing terms and conditions : ^

- I authorize CP-DBS, LLC dba PaySchools, as owner and operator of payschoolscentral.com, to charge my account described above for non-recurring credit card transactions processed through the site.

MAKE PAYMENT